

# The Emerging Chinese Market for Energy Efficient Data Centers

U.S. DEPARTMENT OF  
**ENERGY**

Energy Efficiency &  
Renewable Energy



*Government and industry insights  
based on years of U.S. – China  
collaboration*

Webinar  
May 19, 2015

# Speakers



## **Moderator**

Brian Holuj

International Science & Technology Specialist, U.S. Department of Energy

[brian.holuj@ee.doe.gov](mailto:brian.holuj@ee.doe.gov)



## **Context on China's Data Center Market**

Dale Sartor, PE

Staff Scientist/Engineer, Lawrence Berkeley National Laboratory

[DASartor@LBL.gov](mailto:DASartor@LBL.gov)



## **Perspectives from an SME**

Alex McEachern

President, Power Standards Lab

[alex@powerstandards.com](mailto:alex@powerstandards.com)



## **Perspectives from a Multinational**

Mark J. Lepore P.E.

World Wide Director for Data Center Design & Implementation,

Hewlett-Packard

[MLepore@hp.com](mailto:MLepore@hp.com)

# DOE Data Center Initiatives and Resources



## Data Center Partners commit to:

- 20% portfolio energy savings over 10 years, *or*
- 25% energy savings in one showcase data center over 5 years (100kW facility or larger)

Visit the Challenge [website](#), for more info: [datacenterpartners@ee.doe.gov](mailto:datacenterpartners@ee.doe.gov)

The screenshot shows the homepage of the 'CENTER OF EXPERTISE FOR ENERGY EFFICIENCY IN DATA CENTERS'. The header includes the center's logo, the URL [www.datacenters.lbl.gov](http://www.datacenters.lbl.gov), a search bar, and logos for the U.S. Department of Energy, FEMP (Federal Energy Management Program), and Berkeley Lab. A navigation menu lists: HOME, ABOUT, INITIATIVES, ACTIVITIES, RESOURCES, and CONTACT US. The main content area features a quote: "While information technology (IT) is improving the efficiency of government, energy use in data centers is growing at a significantly faster rate than any other building segment..." accompanied by three small images: a modern data center building, industrial cooling equipment, and server racks. Below this, a large image shows rows of server racks in a data center. The footer contains three sections: a general description of the center's mission, an 'Initiatives' section with a plug icon and text about the Data Center Energy Challenge, and a 'Resources' section with a document icon and text about establishing metrics and technical assistance. Each footer section has a 'MORE DETAILS' link. The bottom right corner features the U.S. Department of Energy logo and the text 'Energy Efficiency & Renewable Energy'.

**CENTER OF EXPERTISE**  
FOR ENERGY EFFICIENCY IN DATA CENTERS

[www.datacenters.lbl.gov](http://www.datacenters.lbl.gov)

U.S. DEPARTMENT OF ENERGY FEMP Federal Energy Management Program BERKELEY LAB

HOME ABOUT INITIATIVES ACTIVITIES RESOURCES CONTACT US

"While information technology (IT) is improving the efficiency of government, energy use in data centers is growing at a significantly faster rate than any other building segment..."

A new Department of Energy-led CENTER of EXPERTISE will demonstrate national leadership in decreasing the energy use of data centers. The Center will partner with key influential public and private stakeholders. It will supply know-how, tools, best practices, analyses, and the introduction of technologies to assist Federal agencies with implementing policies and developing data center energy efficiency projects.

**Initiatives**

The Data Center Energy Challenge will require participating Federal agencies and other data center owners to establish an efficiency goal for their data centers...

**Resources**

The Center's activities will include establishing metrics, providing technical assistance to agencies piloting innovative measurement and management approaches...

U.S. DEPARTMENT OF ENERGY Energy Efficiency & Renewable Energy





## Documents

## Presentations

## Tools

## Links

### Technologies

- ☐ Cooling
- ☐ DCIM
- ☐ General
- ☐ IT
- ☐ Power

### Type

- ☐ Best Practices
- ☐ Case Studies
- ☐ Demonstrations
- ☐ Links
- ☐ Presentations
- ☐ Reports
- ☐ Tools

[Apply](#)[Reset](#)

### Title

### Files and Links

#### [Direct Liquid Cooling For Electronic Equipment](#)

Report on the demonstration of direct liquid cooling for electronic equipment. Cisco C200 M3 servers were retrofitted with the Asetek direct cooling technology.

[Direct Liquid Cooling](#)

[Sybase Case Study: Database Technology Company Saves \\$262,000 Annually](#)  
In 2005, Sybase conducted an energy audit that revealed that their data center N+1 cooling capacity was at risk due to the center's rapid growth.

[Sybase\\_Case\\_Study.pdf](#)

[Best Practices for Data Center Energy Efficiency: Labs21 Workshop - San Jose, CA 2012](#)

[Sartor - 10-1-2012](#)

[Recommendation to ASHRAE TC 9.9 - Liquid Cooling GuidelinesHPC Compressorless Liquid Cooling Building Supplied Cooling Water Guideline](#)

[Recommendations to ASHRAE TC 9.9](#)

# U.S. – China Collaboration Relevant for ITC

## Commercial Building Energy Code (2015)

- Applies to buildings, including those with data centers

## **Standards: BEST-DATA Project**

- Partners: MIIT, CIE, [Open Compute Project](#), others
- Promote efficiency using open standards and specs



## Training and Tools

- Partners: CIE, CESI, [Energy Cooperation Program](#), Data Center Dynamics
- Assessments with DC Profiling tool – infrastructure & IT efficiency

## **Demonstration Project**

- [USTDA-funded demo](#) of U.S. technology and training in Chinese data centers

## **Initiatives and Events**

- [Renewable Energy and Energy Efficiency Export Initiative \(RE4I\)](#)
- [International Partnership for Energy Efficiency Cooperation \(IPEEC\)](#)
- [U.S. – Energy Efficiency Forum \(EEF\)](#)

# U.S. Trade Promotion Agencies: Supporting U.S. Businesses in China



- Foreign industry insights and matchmaking
- Market access
- Trade promotion
- Anti-dumping and countervailing duties
- *Tom Dycus* [thomas.dycus@trade.gov](mailto:thomas.dycus@trade.gov) 202-482-2295



- Reverse trade missions
- Feasibility studies
- Conferences and workshops
- Pilot projects
- Technical assistance
- *Verinda Fike* [vfike@ustda.gov](mailto:vfike@ustda.gov) 703-875-4278



- Commercial and political risk insurance
- Loan guarantees
- Working capital loans for U.S. companies to fulfill export orders
- Term financing for foreign buyers of U.S. goods
- *Rich Pearson* [richard.pearson@exim.gov](mailto:richard.pearson@exim.gov) 202-565-3709

# Context on China's Data Center Market



**Dale Sartor, PE**

**Applications Team, Building Technologies  
Lawrence Berkeley National Laboratory (LBNL)**

<http://Ateam.LBL.gov>



# China Market Size

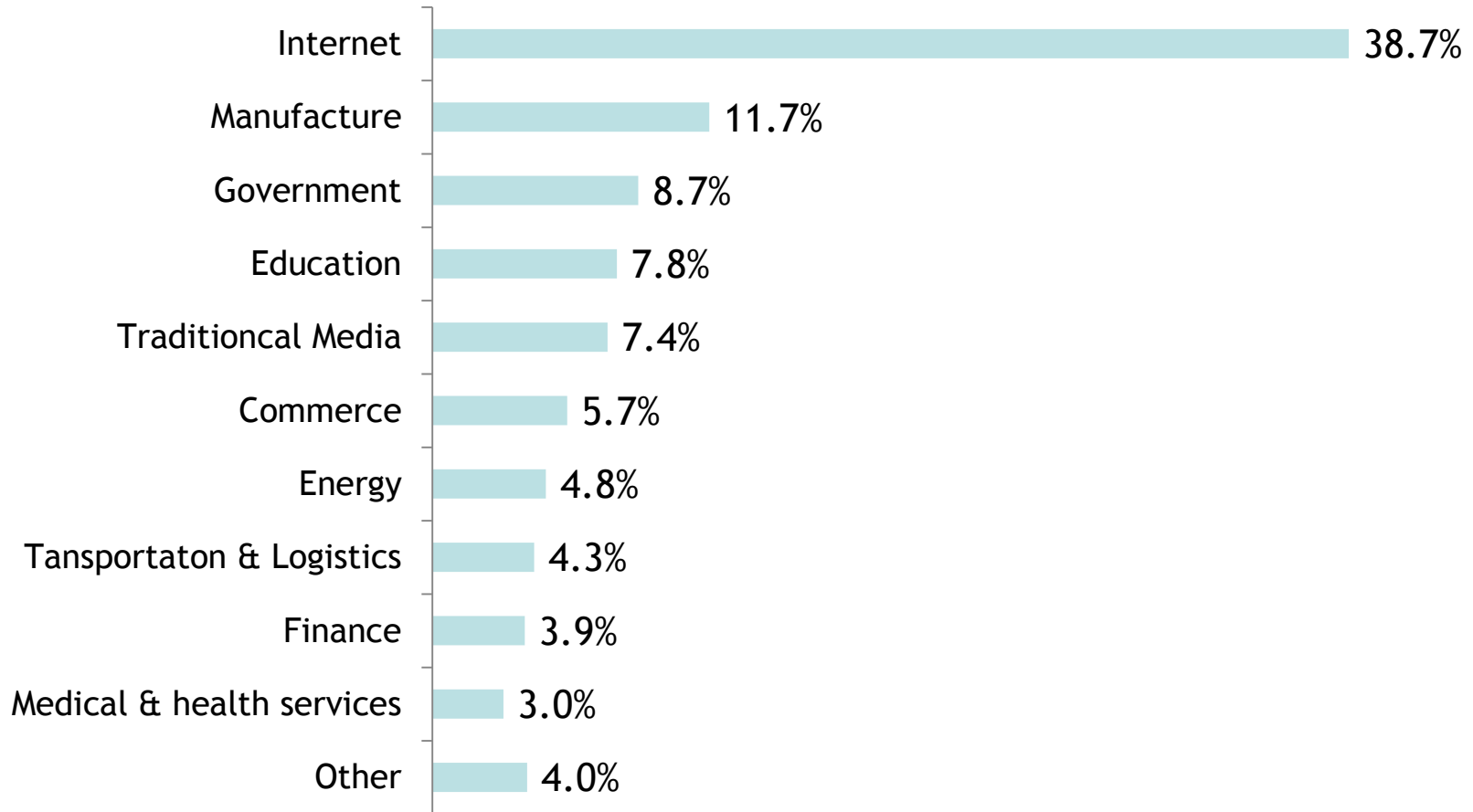
- China has 5% of world's data center space, \$24B value (2013)
- Making 6-8% of the global investment, growing 20% annually (2X the average of the Asia-Pacific region)
- Total space expanding 15% annually, on average
- China has many small and midsize data centers; with rapid growth in large data centers.

Parameter	2012	2013	2014	2015(e)
White space (m2)	1,210,000	1,500,000	1,790,000	2,080,000
Investment (US \$Million)	6,540	7,650	9,810	11,080
Power (GW)	1.56	1.79	2.12	2.65

Source: Data Center Dynamics Intelligence, 2013-2015



# China DC Market Distribution



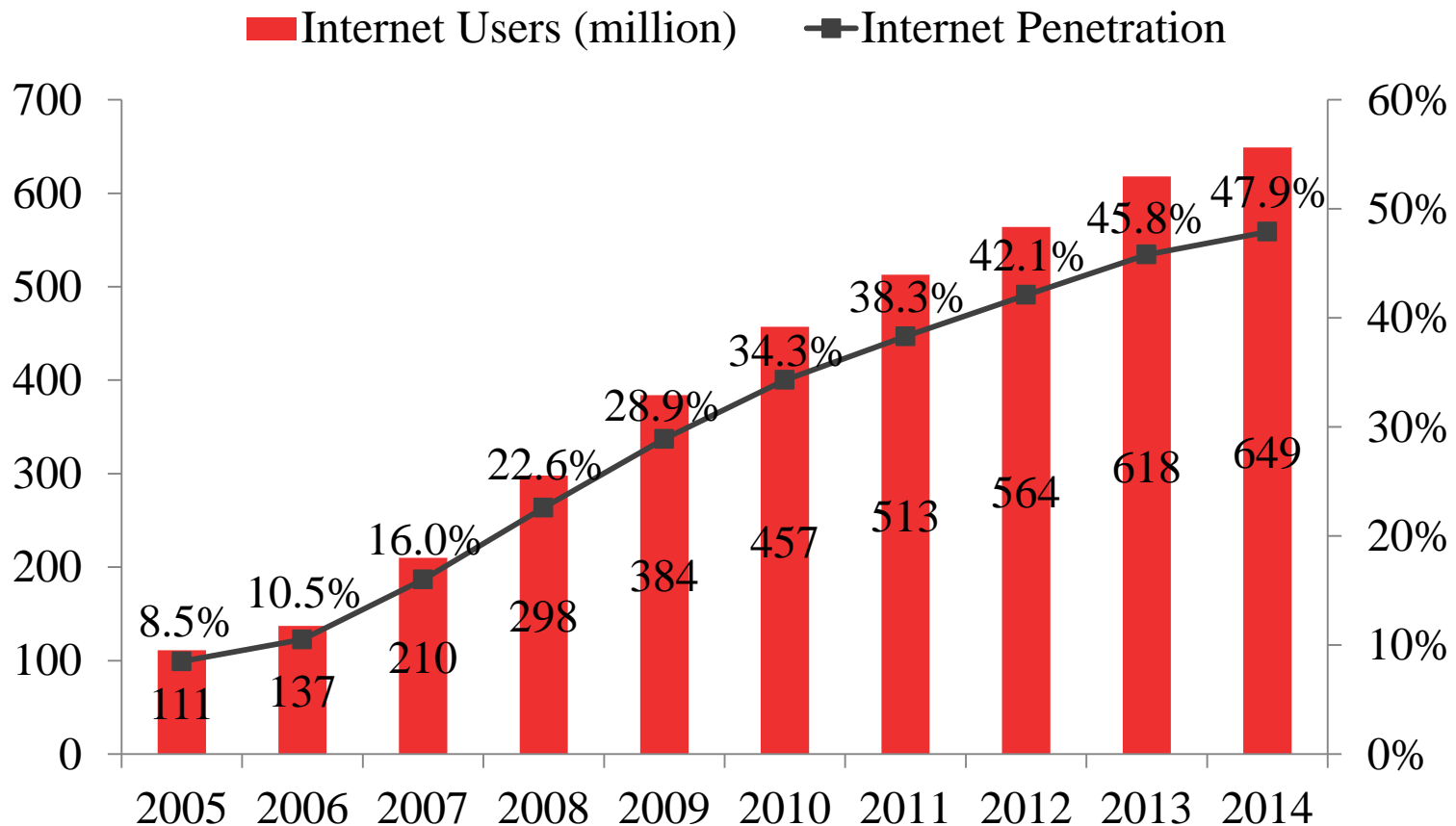
**Fig. User Distribution of Data Centers in China, 2012**

# China Users and Devices



- 649M 'netizens' accessing webpages via 557M mobile phones (PCs and tablets less, but coming on strong)

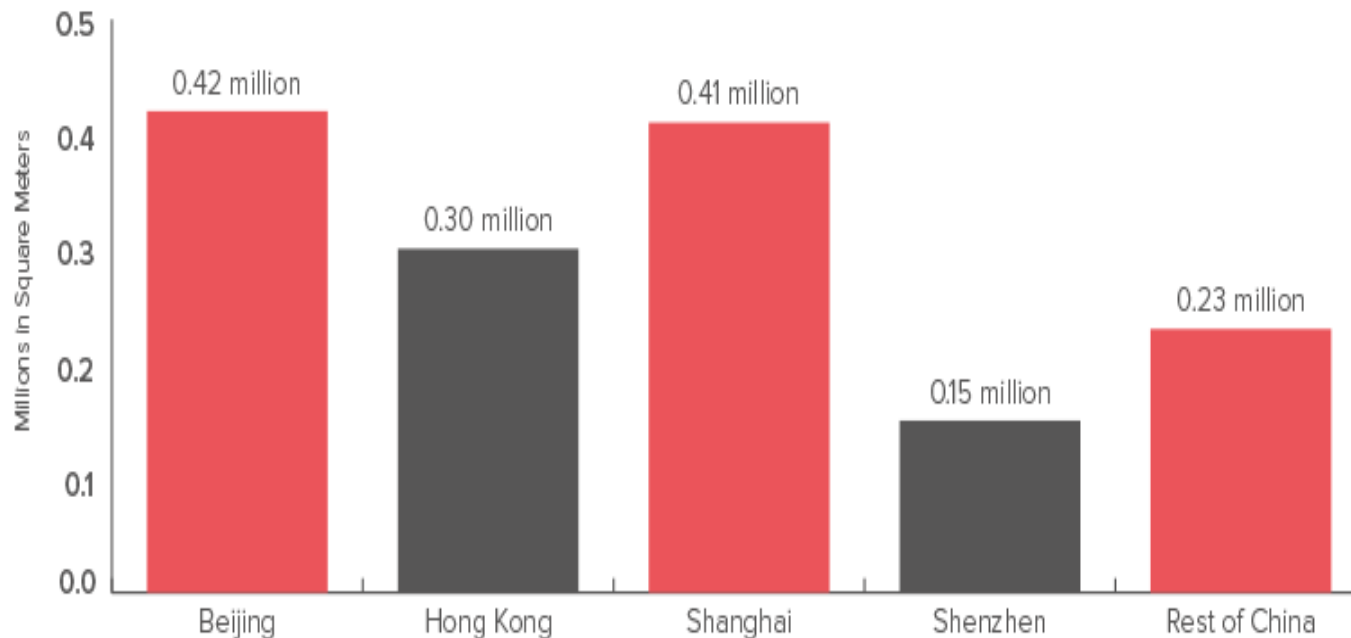
Source: Data Center Dynamics Intelligence and CNNIC, 2015



# Beijing's DC Footprint

- Most amount of “white space” in China, with double the growth of the rest of the country
- 32% of all China DC investment from 2011-2012
- High energy and real estate prices driving facilities into new locations

Datacenter 'White' Space by Market 2012

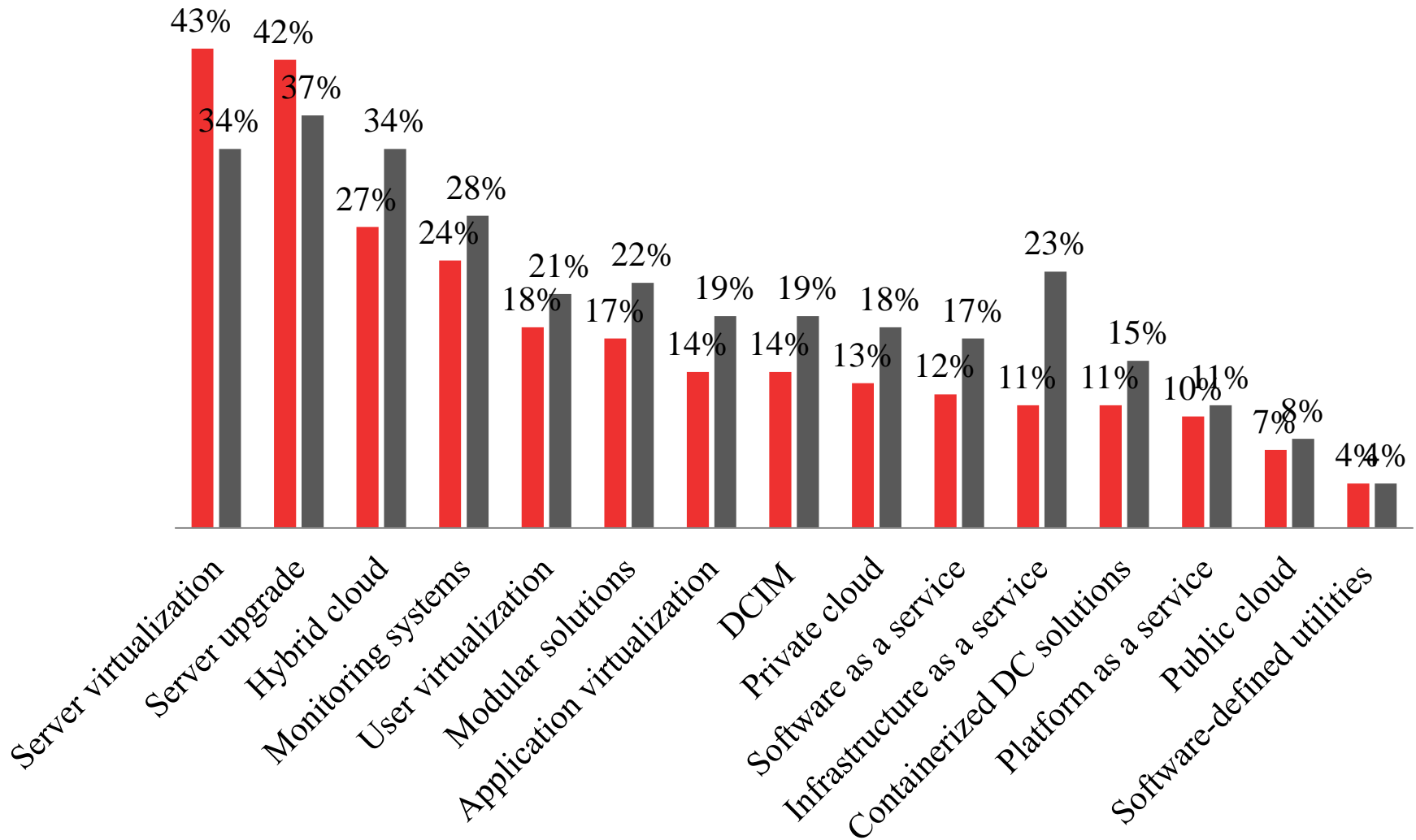


Source: Data Center Dynamics Intelligence, 2013

# Technology Adoption



■ 2013-2014 ■ 2014-2015



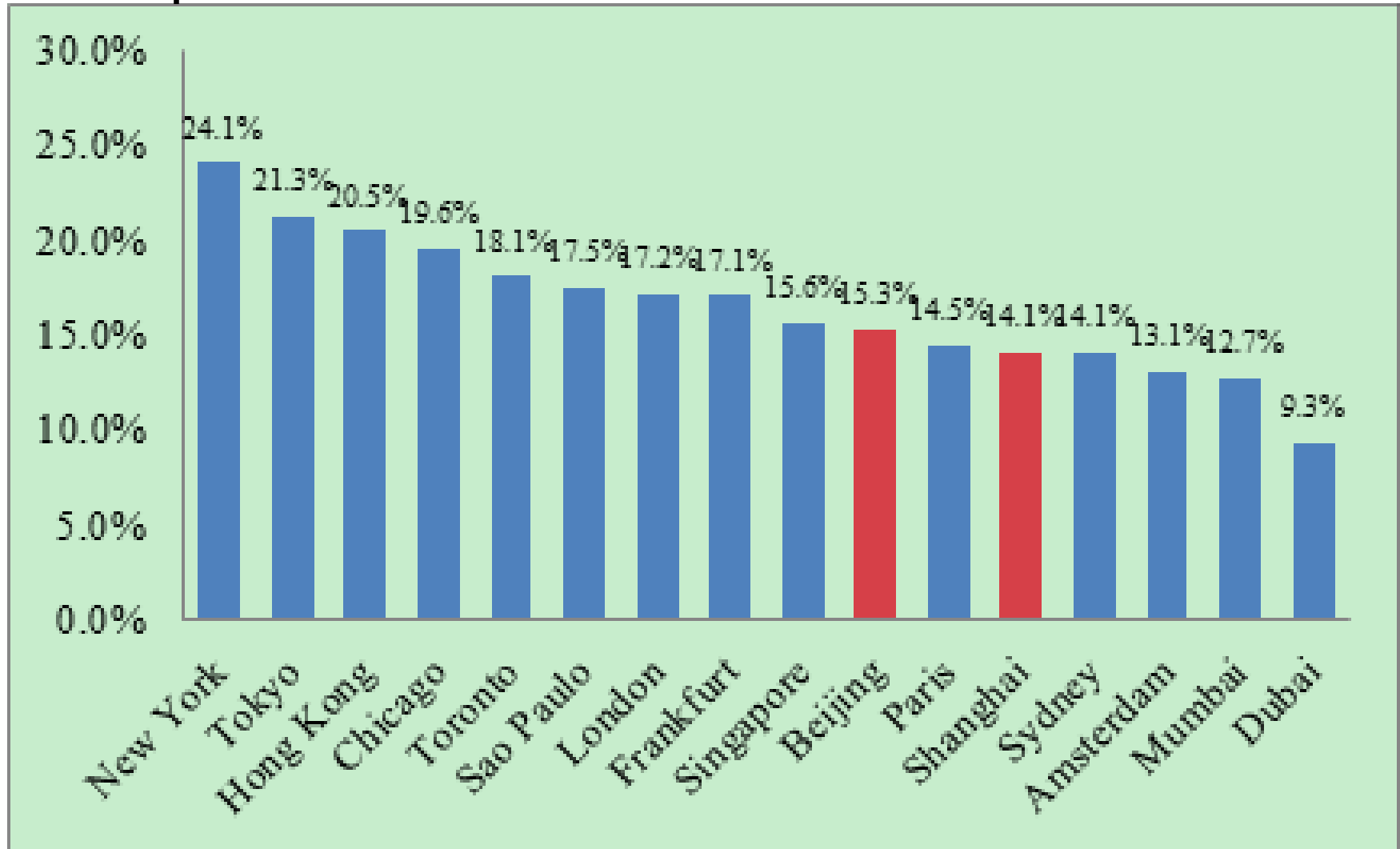
Source: Data Center Dynamics Intelligence, 2015



# Data Center Power Density



## Proportion of Racks with Densities over 10 kW



# Programs and Policies



- 12th Five-Year Plan
  - Cloud computing is one of the key areas of new strategic industries.
  - The proportion of the added value of new strategic industries to GDP should attain about 8%.
- MIIT Guiding Opinion on Construction and Distribution of Data Centers
  - Site selection of new data centers: Cold zones are preferred.
  - Encourages new data centers with PUE of  $\leq 1.5$  and existing data centers with  $\text{PUE} \leq 2.0$ , and encourages local incentives such as land, increased power supply, direct access, and network infrastructure
- China National Institute of Standardization (CNIS)
  - Standards: Server energy efficiency; data center M&V; Energy Management System for data centers

# Programs and Policies (cont.)



- ISO/IEC JTC 1/SC 39: Working in Resource Efficient Data Centers
  - Resource efficiency taxonomy, vocabulary, and maturity model
  - Key Performance Indicators
  - Energy management system standard
- Beijing: Energy Efficiency Grades for internet Data Center
- GB 50174-2008 Code for Design of Electronic Information System Room

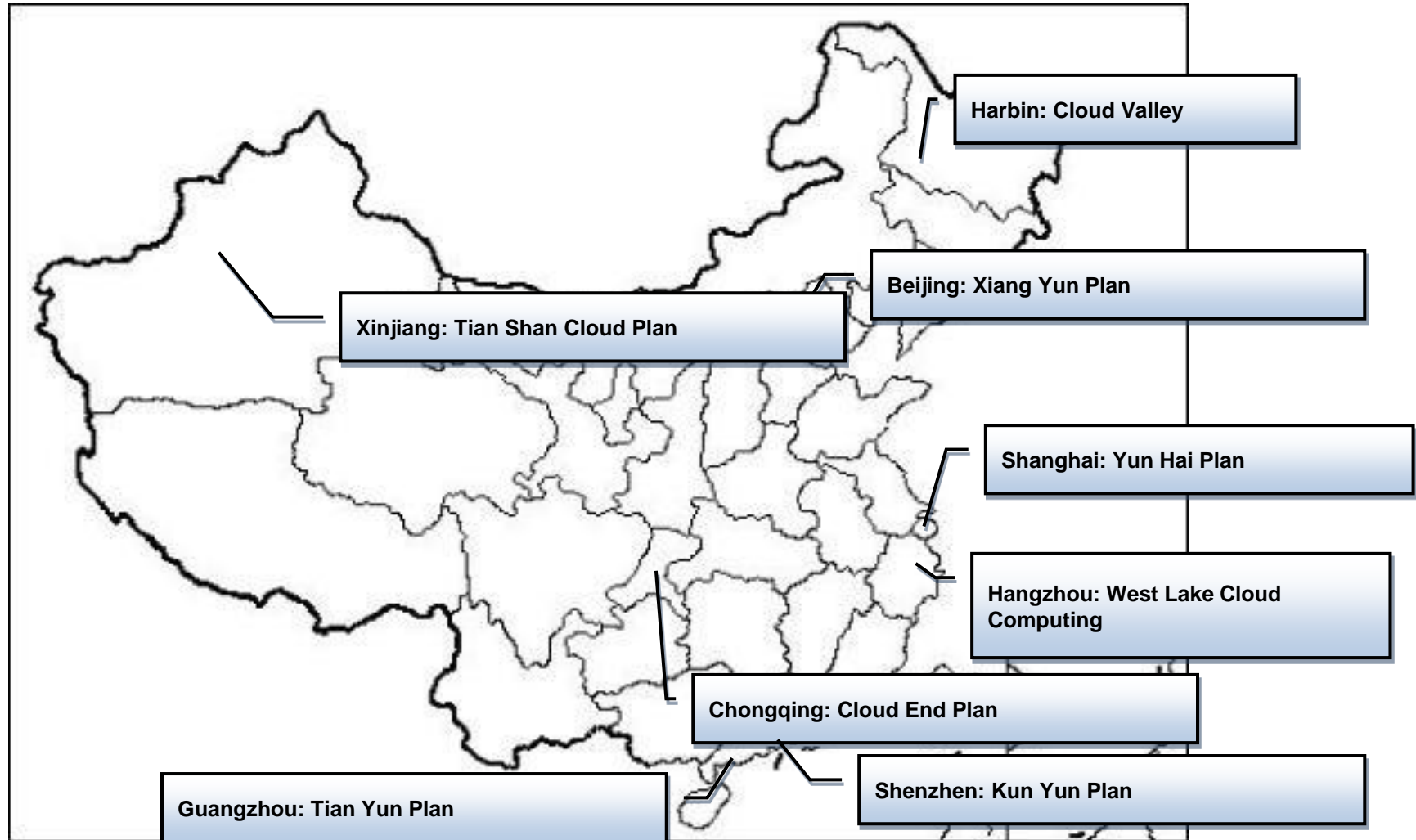
# Programs and Policies (cont.)

- National Green Data Center Pilot Program:
  - Announced March 2015 by Ministry of Industry and Information Technology (MIIT), State Council Government Offices Administration (GOA), and National Energy Administration (NEA)
- Goals
  - Establish 100 Green data center pilots to promote EE and low carbon
  - Implement by sector, by region and by scale; focus on both new design and retrofit of legacy facilities
  - Develop national standards on green data centers
  - Promote best practices
  - Establish monitoring system for energy and environmental performance
  - Draw on international experience and promote cooperation
  - Explore energy performance contracting and new finance models



# Cloud Computing Construction Plans

Est. 5M servers to be installed over 5 years to meet demand

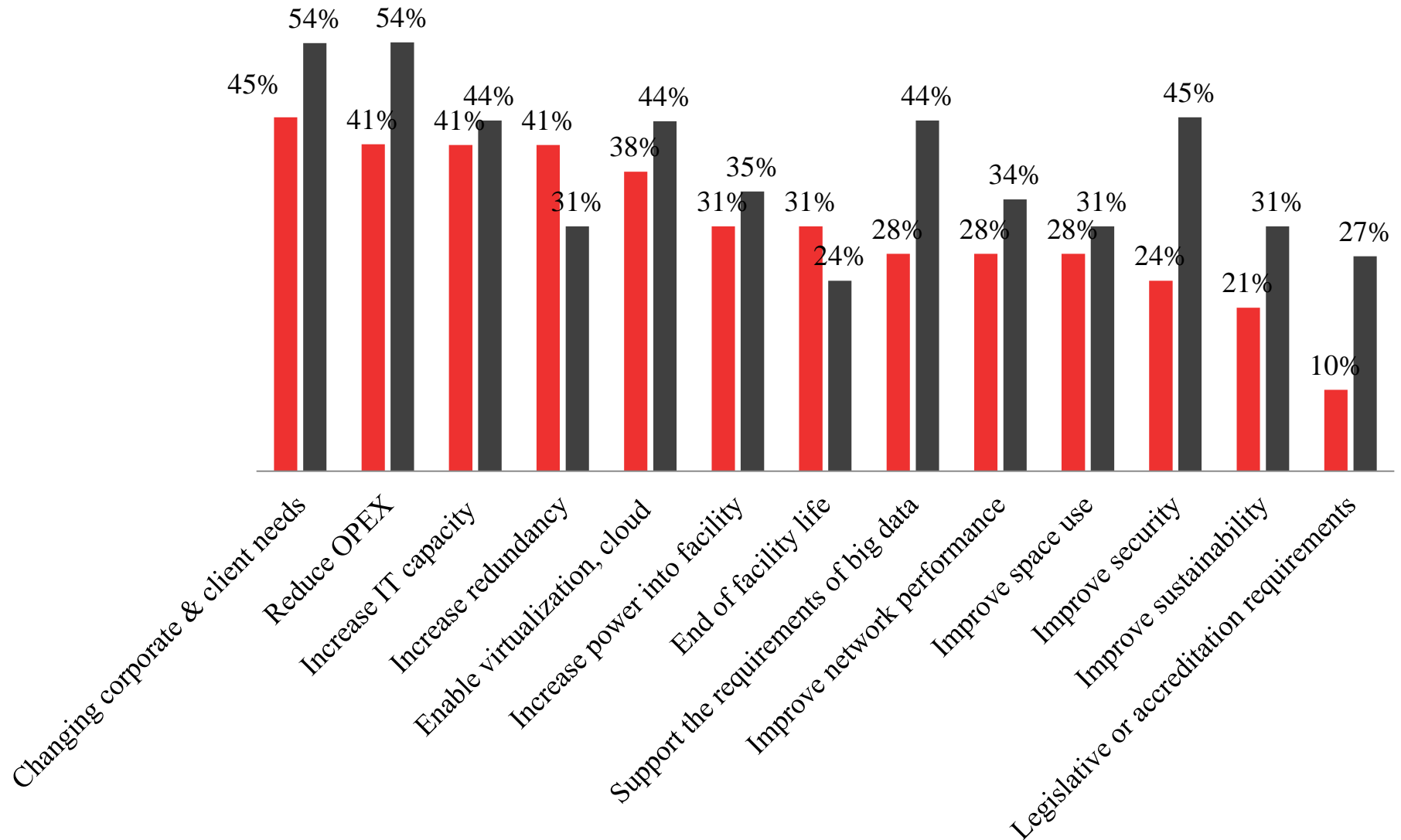


Source: Jingyi Hu, 2013

# Investment Drivers



■ 2013-2014 ■ 2014-2015



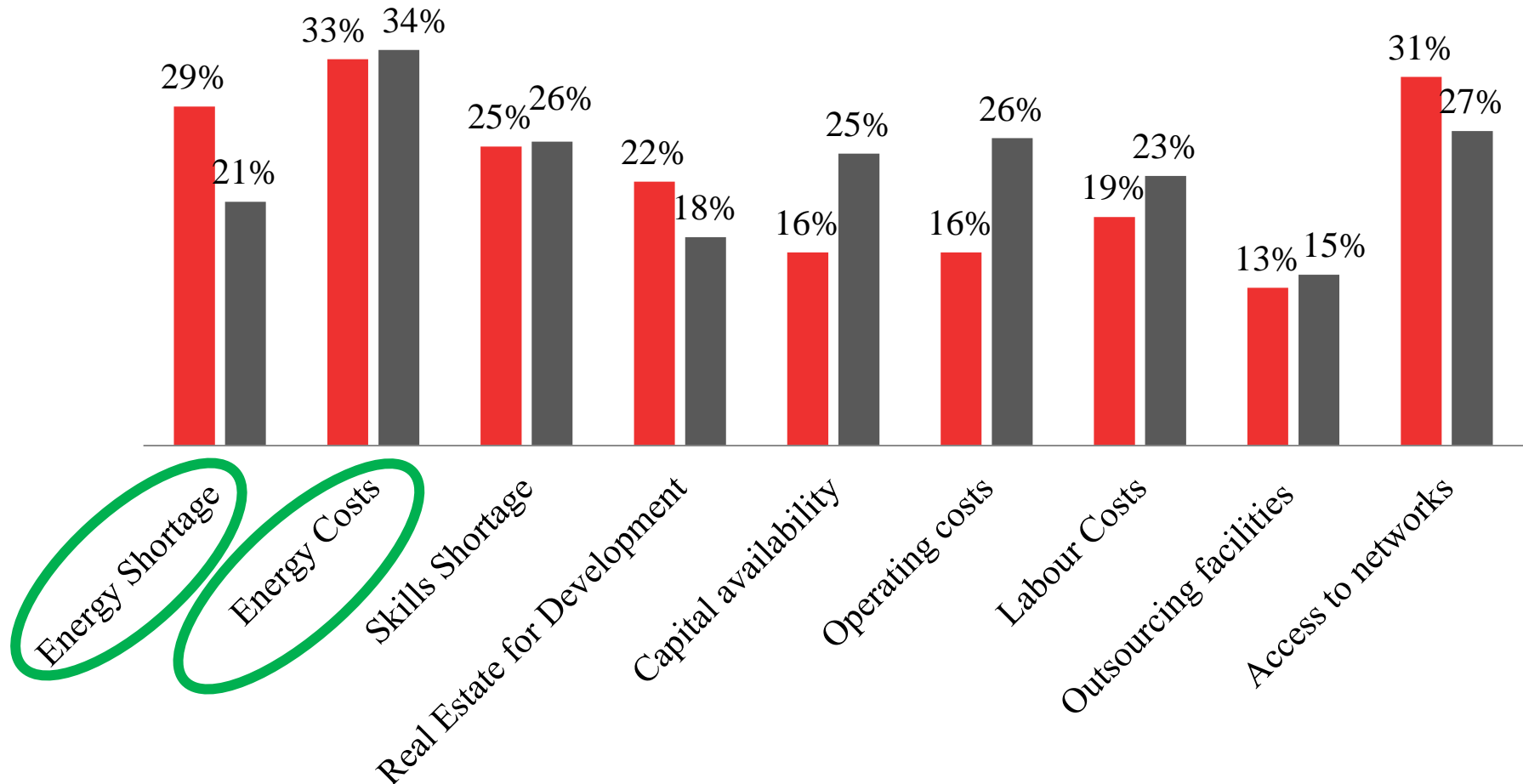
Source: Data Center Dynamics Intelligence, 2015

# Barriers to Growth



(% indicating significant Impact on DC operation in 2015)

■ China ■ Asia Pacific



Source: Data Center Dynamics Intelligence, 2015

# Energy Use



- Data centers consume over 1.5% of China's energy, and energy consumption growing rapidly (raising concern)
- Previously, little attention on facility efficiency → Power Utilization Effectiveness (PUE) of 2.2-3.0 (vs. <2 in U.S.)
- Retrofit savings typically: 20-40%, New: 50%+ is possible

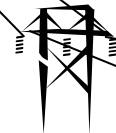
Source: MIIT March 2015

## Typical Data Center Efficiency is 15%

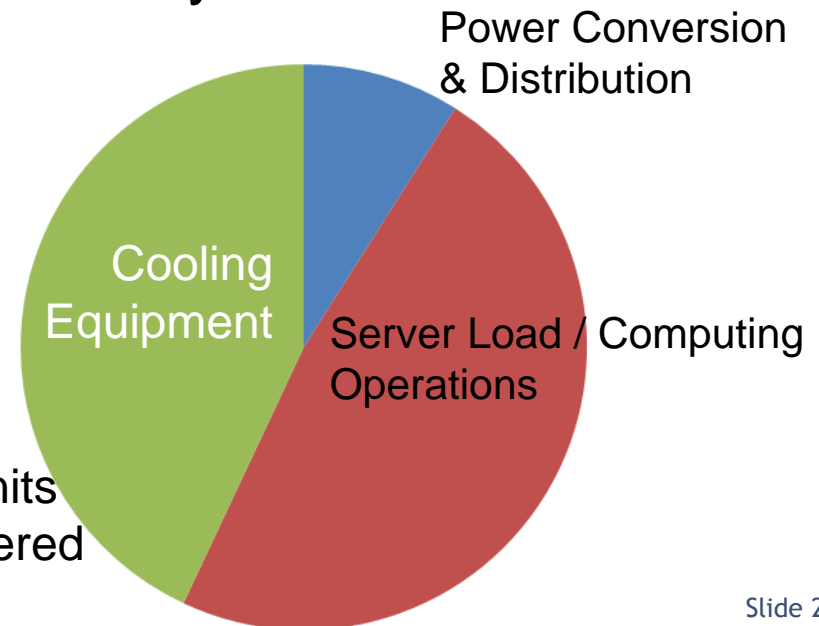
100 Units  
Source  
Energy



35 Units  
Power Generation

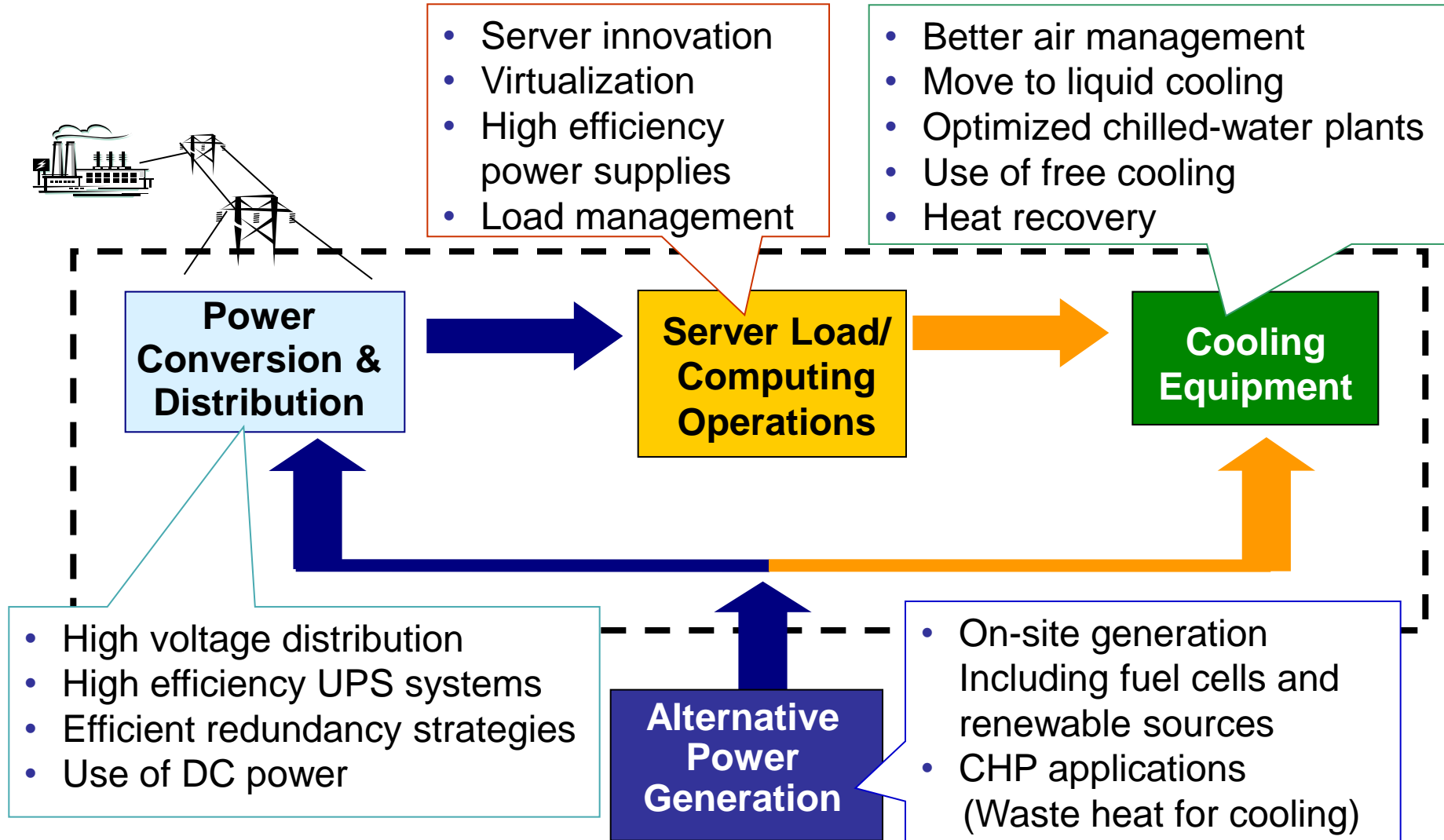


33 Units  
Delivered





# Efficiency Opportunities



# Data Center Profiler tool



## INPUTS

Building

Utility bill data

IT

Cooling

Power/On-site  
generation

**CENTER OF EXPERTISE**  
FOR ENERGY EFFICIENCY IN DATA CENTERS

U.S. DEPARTMENT OF ENERGY **FEMP**  
Federal Energy Management Program

SEARCH

HOME ABOUT INITIATIVES ACTIVITIES RESOURCES CONTACT US

Data Center Profiler (DC Pro) Software Tool

Data Center Explorer <<<Collapse

Welcome rmahdavi! [Change Password] [Admin] [Log Out]

**LBNL Test DC - California**

DC Profiles

Case Name	PUE	Last Updated	Status	Actions
LBNL Test#1 Baseline	3.12	2/28/2014	Completed	[Icon] [Icon]
LBNL Test DC - California-Rod 6/19/13	1.68	12/2/2013	Completed	[Icon] [Icon]
DCEP Class Example	2.77	7/31/2013	Completed	[Icon] [Icon]
DCEP Exam Example	1.51	2/28/2014	Completed	[Icon] [Icon]
GSA Building R	2.09	3/17/2014	Incomplete	[Icon] [Icon]
LBNL Test DC - California	1.75	9/13/2013	Archived	[Icon] [Icon]

Import DC Profile XML Add DC Profile

## OUTPUTS

PUE

End-use breakout

Areas for efficiency  
improvement

Overall energy  
reduction potential

# Data Center Project Execution

- **Independent Design**
  - e.g. Hewlett Packard/EYP, Syska Hennessy, etc.
  - Design Institutes
- **Design by the Book**
  - Many standards, some by Design Institutes
  - Low risk to follow even poor standards
  - CESI and ISO defining best practices
- **Design by vendors, integrators, design/build contractors**
  - e.g. APC, IBM, Dell, etc.



# Working in China - Some Potential Issues

- **IP** - Rapid staff turn over; may have to enter into a joint venture and be expected to offer some technology transfer
- **Data Security** - Fears over cyber security are spurring a push for using Chinese “homegrown” products rather than foreign offerings
- **Risk Adverse** - Little reward as early adopter, big potential penalty
- **Cost Perceptions** - U.S. tech expensive; first cost vs. life cycle
- **Awareness and Capacity** - lack information and skills on energy efficiency technology
- **Environment** - Polluted outside air increases reluctance to use outside air cooling
- **Water Pipes Avoided** - CRAHs placed in adjacent room, barrier to liquid cooling solutions (e.g. in-row, rear door, and direct)

# Leverage Established Industry Partners

- Multi-Nationals (e.g. IBM's customer center)
- Representatives & Distributors (as used by Power Standards Lab)
- CERC IP protocol and annual IP workshop
- Industry Organizations, such as:
  - U.S. China Energy Cooperation Program (ECP)
  - The Green Grid
  - Information Technology Industry Council (ITI)
  - U.S. China Business Council
  - U.S. China Greentech Initiative
  - CIE/ITI Digital Energy and Sustainability Solutions Campaign (DESSC)
  - China-U.S. Energy Efficiency Alliance

# Get Involved w/ Joint Energy Standards

- Major Chinese internet players (e.g. Baidu, Alibaba, Tencent) are developing their own standards, individually and jointly (e.g. Scorpio)
- Some of these conflict with standards outside of China (e.g. DC voltage)
- DOE and MIT are launching the new **Bilateral Efficiency Standards for US and Chinese Data Centers Project** (BEST-DATA)
  - ✓ China version of Open Compute Project (OCP)
  - ✓ Participate through OCP and other industry organizations
  - ✓ Workshop in China in late summer to identify initial potential open standard(s) and associated work plans for the coming year
  - ✓ Facilitate MOU among stakeholders in both countries
  - ✓ At the U.S. - China Energy Efficiency Forum this fall in Washington DC, MOU signing ceremony and breakout session to advance BEST-DATA
  - ✓ Contact [boshen@lbl.gov](mailto:boshen@lbl.gov) or [DASartor@lbl.gov](mailto:DASartor@lbl.gov) for more information



# Perspectives from PSL



- Power Standards Lab - a 30-person California technology manufacturer
- Alex McEachern (muck-ECK-urn) - President
  - [Alex@PowerStandards.com](mailto:Alex@PowerStandards.com), ++1-510-522-4400
  - Personally doing business in China for 20+ years
- Ultra-high-precision energy and Power Quality meters
- 50% domestic U.S. sales, 50% export
- CHINA is PSL's single largest export market



# Marketing Tech in China



- “Best in the world” works.
- Brand recognition is important.
  - Ideally your own brand.
  - If not your own, then your customers’ brands...
- Effectiveness of keynote speeches at national conferences
- Acknowledge the regional differences.
- Adapt your products to the local market.
  - Language (written)
  - Standards (GB, in our case)
  - Cultural attitudes (e.g. web sites)



# Dealing with IP in China



- Accept that there is a different approach
- In PSL's experience, there are three IP defenses:
  - Agility - rapidly upgrade your product in ways that are important to the users
  - Quality - find a way to make this a strong issue
  - International acceptance - if you can organize your products in a way that requires other countries to accept their results, you get additional protection.



# Pricing in China



- Like all countries, culturally based
- Rapid search world-wide for best pricing
- Expected negotiation on price
- Concept of product support, especially if built into product price, is foreign (replacement is more familiar, but does not work for application issues)
- This is a challenge!



# Partners in China



- As a small company, you can't work alone.
- Big, well-connected Chinese partner
  - Great contacts, great relationships
  - You may be so small that you're invisible
- Small Chinese partner
  - You will be important.
  - You may lose opportunities due to lack of contacts, or cultural issues.
- Multiple Chinese partners
  - Can easily turn into a price competition.
- Conclusion: find the right person.



# Questions to PSL?




- Does anybody on the call need help with precise electric power instruments for data centers?
- We would love to help!
- <http://PQube3.com>



- Alex McEachern (muck-ECK-urn) - President

- [Alex@PowerStandards.com](mailto:Alex@PowerStandards.com), ++1-510-522-4400
- Personally doing business in China for 20+ years





Data Center Design & Implementation in China  
Lessons Learned



# How to Succeed in China

## 1. Understand the Culture, Market and the Competition:

- Invest the time
- Bring your management to China
- Meet with as many people as your can
- It's not only about your business, goods, and services
- learn how to navigate in the culture

## 2. Boots on the Ground

- Must have a presence
- Show a commitment
- Choose your local staff and partners carefully
- There is much mistrust
- “Head of a Lion and Tail of a Snake”

# How to Succeed in China

## 3. Relationships are Key

- Decisions are top down, all ways work with the decision maker
- Always respect face -Never push or pressure
- Again, Invest the time to build trust
- Never underestimate the power of a relationship
- Long dinners – you have to learn how to drink and not get drunk

## 4. Understand the Governments Role

- All businesses are hierarchical
- Government is very decentralized, bottom up
- Meet with the government
- Understand their role in your market segment
- Your competition may be subsidized or a SOE

# How to Succeed in China

## 5. Negotiations and Meetings

- English is not widely understood,
- Have a good translator and speak slowly and concisely
- Be prepared, be accurate
- Document everything in writing
- Always follow-up with written information

## 6. Differentiation

- Clearly articulate what you bring to the table
- Publish relevant case studies
- Seeing is believing
- Provide tours of projects and factories
- Always be aware of your IP

# Thanks



# Thank you!

- The webinar recording, slides, and BEST-DATA Project concept paper will be available at:  
<https://datacenters.lbl.gov/china>
- **Send your feedback to [brian.holuj@ee.doe.gov](mailto:brian.holuj@ee.doe.gov)**
  - how useful was the webinar?
  - how will you apply these insights?
  - how might we improve?
- Q&A Session



# Key Ministries and Affiliates



- Ministry of Industry and Information Technology (MIIT) - ICT development
- Ministry of Housing and Urban-Rural Development (MOHURD) - building energy efficiency
- Standardization Administration of China (SAC) - standardization
- National Development and Reform Commission (NDRC) - overall economic planning and energy use efficiency
- Ministry of Science and Technology (MOST) - technology development
- National Energy Administration (NEA) - energy supply and planning
- State-owned Assets Supervision and Administration Commission (SASAC) - oversee state-owned enterprises
- China Institute of Electronics (CIE) - technology application and promotion in electronics and ICT sectors
- China Electronics Standardization Institute (CESI) - Leads for ISO/IEC JTC1 SC39 standards for IT sustainability